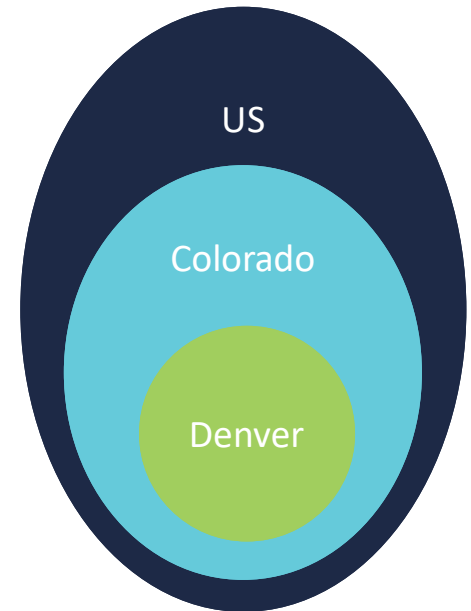


# Changes to existing model

- “Collaborators” field on playlists is renamed “Access List”
- Renamed: The role Manager becomes Manager (global)
- Manager (global) and up have access/approval to ALL Playlists regardless of “Access List” entry
- New Role: Group Manager
- Group Manager
  - same rights as “Manager (global)” but only for Playlists/cards that are in the “Access List” of the group they “Manage”, or any groups contained within “their” group.
    - Example (diagram): Group Manager/Colorado has manager rights to Colorado and Denver playlists & cards
  - Can add/remove users from THEIR GROUP ONLY in the Admin Console
  - Can only see Users tab in the Admin Console (Not Account, Billing, etc.)
- Visibility is inherited by Group Manager, Manager (global), and above
- Visibility is NOT inherited by levels below Manager (global) or Group manger
- Users can see published Playlists **only** for the groups they are explicitly assigned
  - Example (diagram): User in Colorado can only see Playlists with “Colorado” in the “Access List” NOT “Denver” (visibility is **only** inherited up for Manager-level and above)
  - Done this way so content could be published to state-level employees without being visible to city-level
- Cards created in a playlist follow playlist visibility rules. i.e. if a card is in a playlist with only “Denver” visibility, the cards only show up in search for members of the “Denver” group.
- Assumes most groups are created with “user” rights by default



# Changes to existing model/UI

- Admin > Group page: “Managers” section added above “users”. Users can be added via shuttle
- Admin > Group page: “Add Group” shuttle
  - On Colorado page, Denver is added as a member. Colorado is the parent
- Admin > Group page: “Member of” lists the groups that this group is a member of
  - The “member of” group name is also a link that opens that specific group page
    - On Denver page, “Member of” shows “Colorado” and when you click “Colorado” it opens the Colorado group page
    - Nice to have: “Member of” reflects nesting, so if Colorado is a member of US, on Denver page “Member of” shows Colorado and US
- Admin > User screen: “Member of” shows group membership and allows you to remove them from the group (an x next to the name) or add them to a group
- Admin > Users screen: Table of Users – replace “job” column with “groups” and put groups after “Role”
  - Table can be filtered by group name
- Admin > Users screen: multiselect enables “add to group...” dropdown and a selector for available groups (nice to have)
- Playlists Page: On the “Approval” tab, a filter is added for “direct group items only”. This filters the approvals to only those that are in the direct group the manager is in
  - Colorado manager sees Denver approvals by default. Selecting the filter, only Colorado approvals show
  - The filter is remembered

# Admin Console

Account Settings

Users & Groups ▼

Users

Groups

Billing & Payment

Integration >

Content >

## Administrators Group

Group name  
Administrators Group

Role  
User

Description

Member Of  
All Staff ✕

Managers  
Blah

Users  
Blah

Group name

Administrators Group

Role

Select role

Description

Enter description

### Managers

Available

Search



Admin Superadmin  
Sales User1  
David Lewis  
David Proestos  
James Baldwin  
Katie Gibson  
Marketing Creator  
Marketing Contributor  
Marketing Manager  
D Lazorenko  
Dmitriy Develonica  
Sales User2  
Liz Fraim  
Nikki Huitsing



Selected

Search



Users

Available

Search



Admin Superadmin  
Sales User1

Selected

Search



## Users Page

Add a User

<input type="checkbox"/>	Name	Email ↕	Role	Groups	Status ↕
<input type="checkbox"/>	Admin Superadmin	adm@local.dev	Administrator		ACTIVE ⋮
<input type="checkbox"/>	Sales User1	SellerDL	Sales		ACTIVE ⋮
<input type="checkbox"/>	David Lewis	DLewis	Marketing		ACTIVE ⋮
<input type="checkbox"/>	David Proestos	DProestos	CEO		ACTIVE ⋮
<input type="checkbox"/>	James Baldwin	jbaldwin	Chief Nerd		ACTIVE ⋮
<input type="checkbox"/>	Katie Gibson	kgibson	Marketing Associate		ACTIVE ⋮
<input type="checkbox"/>	Marketing Creator	Creator	Marketing Creator Warrior		ACTIVE ⋮
<input type="checkbox"/>	Marketing Contributor	Contributor	Marketing Contributor		ACTIVE ⋮
<input type="checkbox"/>	Marketing Manager	Manager	Marketing Manager and Approver		ACTIVE ⋮


# Sales User1

## Personal Information

Prefix	First name *	Last name	Suffix
None	Sales	User1	None

## Account Information

[Invite User](#)

Login (email)*	Role	Member Of	Job title *
SellerDL	User	All Staff 	Sales

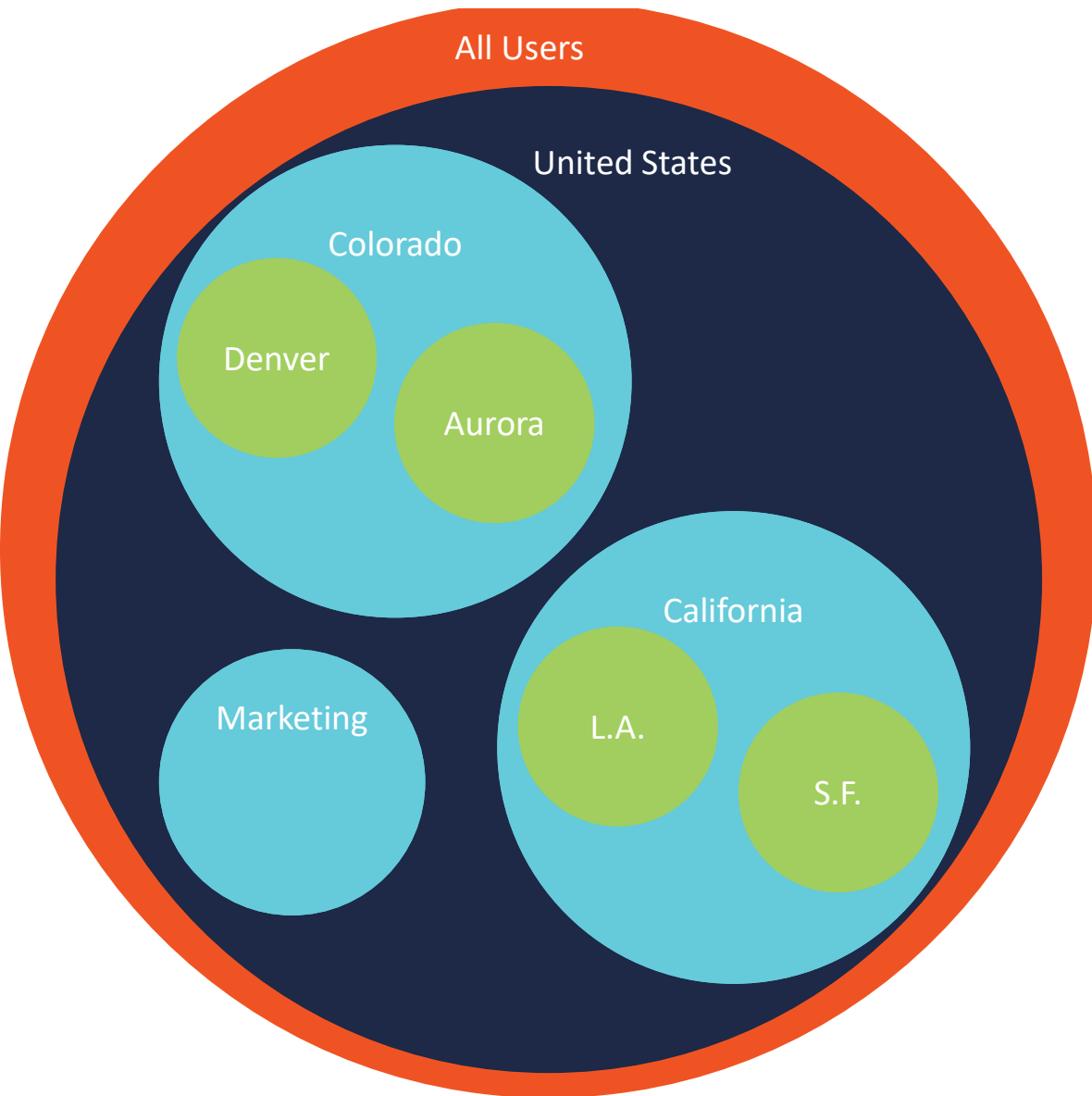
## Contacts Information

Phone number

---

Address	City	State
Postal Code	Country	

Examples follow for clarity



In this case, "All users" isn't strictly required, but enables future expansion

**Group Manager/All Users**  
see and approve everything

**Group Manager/US**  
see and approve everything US and below

**Group Manager/Colorado**  
see and approve Colorado, Denver and Aurora

**Group Manager/Denver**  
see and approve Denver

**Group Manager/Marketing**  
see and approve marketing

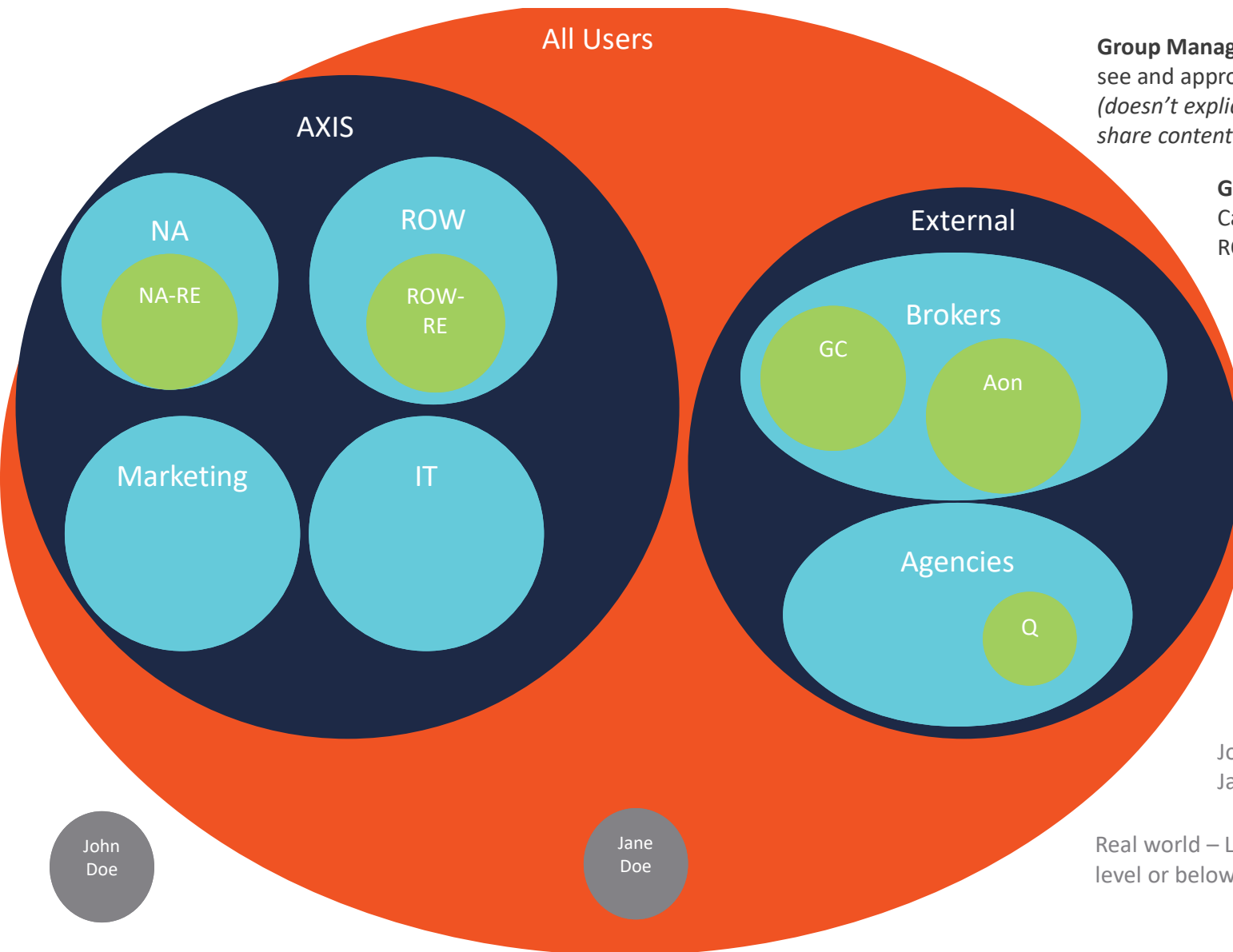
**A User member of "All Users"**  
see published content with "All Users" in "Access List"  
only

**CANNOT** see published Playlists in US, Colorado,  
Denver, etc.



## Replace “collaborators” in the UI with “Access List”

Playlist	Status	Access List	Seen by	Can be approved by
1	Draft	none	<ul style="list-style-type: none"> <li>The Playlist Creator</li> <li>Manager (global) or above</li> </ul>	Manager (global) or above
1	Published	none	<ul style="list-style-type: none"> <li>The Playlist Creator</li> <li>Manager (global) or above</li> </ul>	
2	Draft	United States	<ul style="list-style-type: none"> <li>The Playlist Creator</li> <li>Manager (global) or above</li> <li>Group Manager in US</li> </ul>	<ul style="list-style-type: none"> <li>Creator</li> <li>Manager (global) or above</li> <li>Group Manager in US</li> </ul>
2	Published	United States	<ul style="list-style-type: none"> <li>The Playlist Creator</li> <li>Manager (global) or above</li> <li>Members of US</li> </ul>	
3	Draft	Denver	<ul style="list-style-type: none"> <li>The Playlist Creator</li> <li>Group Managers in Denver, Colorado, United States</li> <li>Managers (global) and up</li> </ul>	<ul style="list-style-type: none"> <li>Group Mgrs: Denver, Colorado, US</li> <li>Managers and up (global)</li> </ul>
3	Published	Denver	<ul style="list-style-type: none"> <li>The Playlist Creator</li> <li>Group members of Denver</li> </ul>	<ul style="list-style-type: none"> <li>Group Mgrs: Denver, Colorado, US</li> <li>Managers and up (global)</li> </ul>
4	Draft	Colorado	<ul style="list-style-type: none"> <li>The Playlist Creator</li> <li>Group Managers in Colorado, United States</li> <li>Managers (global) and up</li> </ul>	<ul style="list-style-type: none"> <li>Creator</li> <li>Group Mgrs: Colorado, US</li> <li>Managers (global) and up</li> </ul>
4	Published	Colorado	<ul style="list-style-type: none"> <li>The Playlist Creator</li> <li>Group members of Colorado</li> </ul>	
5	Draft	Colorado, Marketing	<ul style="list-style-type: none"> <li>The Playlist Creator</li> <li>Group Managers in Colorado, United States, Marketing</li> <li>Managers (global) and up</li> </ul>	<ul style="list-style-type: none"> <li>Creator</li> <li>Group Mgrs: Colorado, Marketing, US</li> <li>Managers (global) and up</li> </ul>
5	Published	Colorado, Marketing	<ul style="list-style-type: none"> <li>The Playlist Creator</li> <li>Group Managers in Colorado, United States, Marketing</li> <li>Managers (global) and up</li> <li>Members of Colorado OR Marketing</li> </ul>	



**Group Manager/All Users:**  
 see and approve everything  
*(doesn't explicitly need to be created unless you want to share content to internal and external by using "All Users")*

**Group Manager/AXIS:**  
 Can see and approve AXIS, NA, NA-RE, ROW, ROW-RE, Marketing, IT

**Group Manager/NA:**  
 Can see and approve NA, NA-RE

**Group Manager/NA-RE:**  
 Can see and approve NA-RE

- Member of Aon:**
- If assigned only to "Aon", can only see content tagged "Aon"
  - In real world, could also be added to "External" to see published content in external and/or "Brokers" to see "Brokers" content.

John Doe has no group  
 Jane Doe is in "All Users" group

Real world – Likely to be no group managers in "Broker" level or below, only users

John  
Doe

Jane  
Doe

Replace “collaborators” in the UI with “Visibility”

Playlist	Status	Visibility	Seen by	Can be approved by
1	Draft	none	<ul style="list-style-type: none"> <li>• Creator</li> <li>• Manager (global) or above</li> </ul>	Manager (global) or above
1	Published	none	<ul style="list-style-type: none"> <li>• Creator</li> <li>• Manager (global) or above</li> </ul>	
2	Draft	All	<ul style="list-style-type: none"> <li>• Creator</li> <li>• Manager (global) or above</li> <li>• Group Managers in All</li> </ul>	
2	Published	All	<ul style="list-style-type: none"> <li>• Creator</li> <li>• Manager (global) or above</li> <li>• Group Managers in All</li> <li>• Users in All</li> </ul>	
3	Draft	AXIS	<ul style="list-style-type: none"> <li>• Creator</li> <li>• Group Managers in All, AXIS</li> <li>• Managers (global) and up</li> </ul>	<ul style="list-style-type: none"> <li>• Creator</li> <li>• Group Managers in All, AXIS</li> <li>• Managers (global) and up</li> </ul>
3	Published	AXIS	<ul style="list-style-type: none"> <li>• Creator</li> <li>• Members of AXIS</li> </ul>	
4	Draft	Marketing, Aon	<ul style="list-style-type: none"> <li>• Creator</li> <li>• Group Manager in Marketing, Axis, Aon, Brokers, External, All Users</li> <li>• Managers (global) and up</li> </ul>	<ul style="list-style-type: none"> <li>• Creator</li> <li>• Group Manager in Marketing, Axis, Aon, Brokers, External, All Users</li> <li>• Managers (global) and up</li> </ul>
4	Published	Marketing, Aon	<ul style="list-style-type: none"> <li>• Creator</li> <li>• Group members in Marketing, Aon</li> </ul>	